






COPE EQUITIES

Fixed Debt Yields by Asset Type & Payment Frequency

ASSET TYPE	MIN. INVESTMENT AMOUNT	DURATION	Monthly Interest Payments	Quarterly Interest Payments	Annual Interest Payments	Deferred Interest Payments
			(APR)	(APR)	(APR)	(APR)
Your collateral is a LIEN against the asset being built.	Your money is protected by our equity in the asset.	Longer durations typically pay higher returns.	Larger assets typically pay higher returns.			
Single Family 	\$100,000	12 months	10%	11%	12%	N/A
Townhomes 	\$75,000	12 months				
Raw Land Development 	\$250,000	24 - 36 months	N/A	N/A	14%	15%
Multi-Family 	\$100,000	24 - 30 months	10%	12%	14%	15%

Not an offer to sell securities. Contact us for PPM or other documentation.

Rates shown are current as of 03/05/24

 (214) 592-5641

 Investors.CopeDFW.com

